
Combination Film & Paper DICOM Digitizer

Introducing the **S6000** Film & Paper Digitizer, the most elegant way to turn legacy x-ray films and paper reports into DICOM 3.0 compliant images. Using a single scan path, the **S6000** can scan both film and paper back-to-back, creating a series of DICOM images that can be added to existing PACS systems.

At 4.7 maximum optical density, the **S6000** produces superb quality digital images. Boasting a small footprint and weighing less than 20 lbs, the **S6000** is incredibly light and very economical. In combination with the Acquisition & Viewing Software and a reliable computer workstation, the **S6000** becomes a turnkey scanning system for all medical imaging facilities.

With 60 sheets per hour throughput, the **S6000** provides a fast, efficient and economical way to convert all analog records into the industry standard DICOM format for digital storage, duplication and transmission.



Product Features

The **S6000** is capable of digitizing both film and paper – eliminating the need to have an additional document scanner to scan paper reports. Film and paper sizes range from 2.5 to 17 inches. At only 19.8 lbs, the **S6000** is the smallest and lightest medical digitizer in the market. Easy maintenance, no moving parts and a cold cathode light source design are some of the features that make this digitizer extremely reliable.

Image quality is assured with the “Automatic Calibration” feature, which activates before every scan. The **S6000** can digitize film and paper at resolutions up to 600 dots-per-inch, ranging from 1K by 1.5K all the way up to 8K by 10K.

The **S6000** can process and deliver 65,536 shades of gray at full 16 bits, compared to other scanners which max out at 4096 shades of gray. The user can also select 256 shades of gray at 8 bits. Image control is assured through a maximum optical density of 4.7. Brightness, contrast, gamma and exposure control (integration time) are standardized throughout the hardware.

Wall mount brackets, output tray and a catch basket are included with **S6000** to maximize your installation options.

Full integration into Viewer Software

S6000 is fully integrated with a DICOM Diagnostic Viewing software. Using the acquisition module built into the software, you can digitize both film and paper to create DICOM images. These images can be sent to a PACS for storage or burned onto a CD or DVD. The viewer allows users to select modality, institution name, model number and accession number while scanning films. Optional software features such as Modality Worklist may be added to the system.

Optional Multi-Sheet Film Feeder

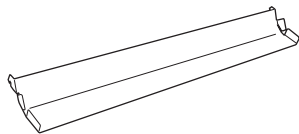
An optional Multi-Sheet Film Feeder allows for multiple films to be digitized at one time. Up to 15 mixed-size films can be placed in the feeder for single-click operation. Films are automatically scanned, cropped, adjusted and delivered to the software. The Multi-Sheet Film Feeder plugs directly into the back of the digitizer for a fast and seamless upgrade without the need for an additional power source.



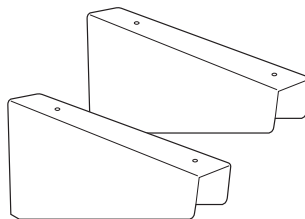
Product Specifications

Resolution	Up to 600 dpi
Sensor	High Pixel CCD
Optical Density (D_{MAX})	4.7
Bit Depth	16 bits, 65,536 shades of gray output
Film / Paper Size	Min: 1.96" x 2.17" (50 mm x 55 mm) Max: 14" x 35" (355.6 mm x 889 mm)
Scan Rate	11.5 ms/line, 55 seconds per 14" x 17" Film
Interface	Hi-Speed USB 2.0
Software	Compatible with Windows XP, Vista, Windows 7
Voltage Requirements	AC 100V to 240V, 47-63 Hz, 1.5A Max (Input)
Power Consumption	54.9 Watts (Max)
Operating Environment	50° – 104° F (10° – 40° C)
Relative Humidity	20% to 85%
Light Source	Cold Cathode Lamp
Lamp Life	>= 50,000 hours
MTBF	>= 50,000 hours
Weight	19.82 lbs (9 kg)
Dimensions (L x W x H)	10.2" x 18.7" x 9.3" (259 mm x 475 mm x 236 mm)
Certifications	FDA, CE, FCC Class B, ISO 9001, ISO 14001


Specifications are subject to change without notice



Output Tray



Wall Mounts



Catch Basket